
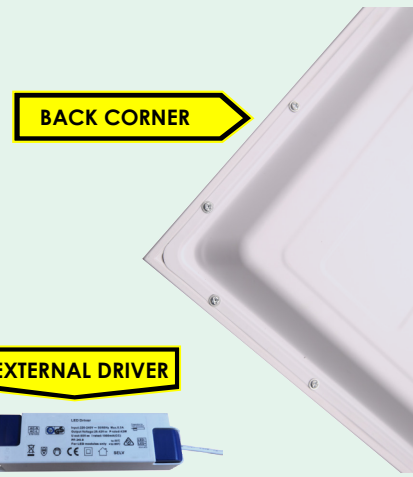

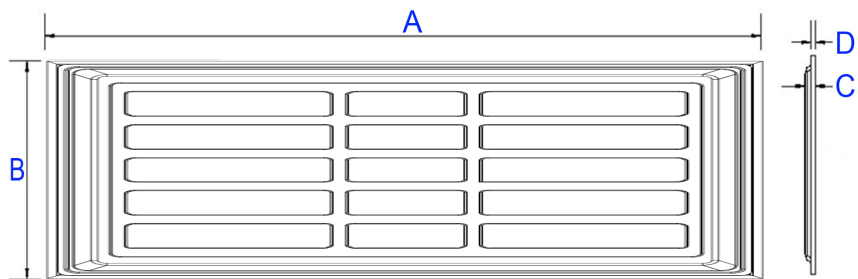


**120X60  
BACKLIT  
LED PANEL  
50W**

SKU Code: E123/E124/E125




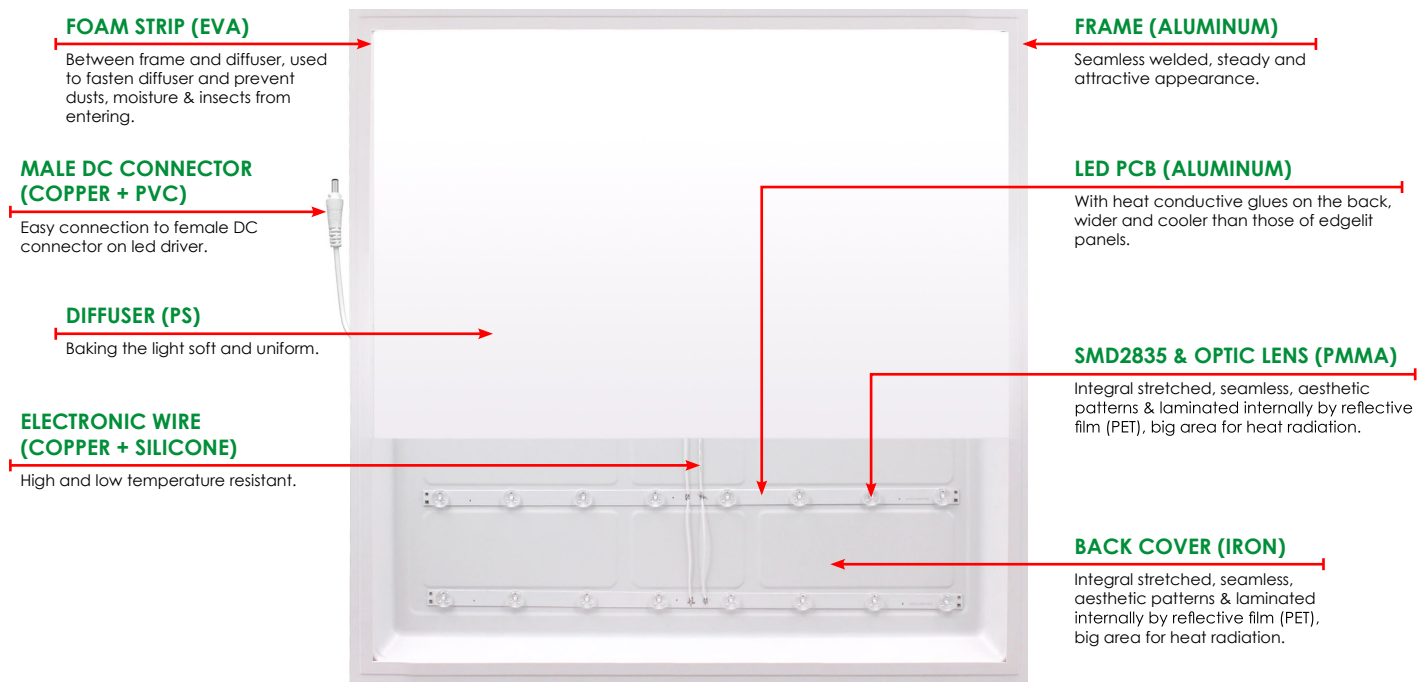
OPTIC PMMA LENS



**DIMENSION**


A - 1195mm B - 595mm C - 30mm D - 9mm





## Features and Benefits

- Simple structure, low failure rate, easy to maintain and repair.
- No LGP inside, so do not worry about the yellowish problem of conventional edge-lit LED panels.
- Wide PCB of light sources (SMD) with super heat radiation, low decay of light and long lifespan.
- PMMA optic lenses with high light transmission rate, and larger beam angle.
- Energy saving up to 90% compared to traditional bulbs.
- High brightness and efficiency with even light distribution, no bright spots, no dark areas.
- Instant start, reaching full brightness within 0.5 second.
- Flicker free (optional), releasing eye fatigue and eliminating working pressure.
- DALI / 0-10V / PWM / RX / TRIAC dimming functions (optional), compatible with most dimmers on the market.
- Eco-friendly, no harmful elements.
- Active power factor correction design, high performance, low THD.
- CE (LVD & EMC), CB, SAA & RoHS certified.
- Multiple installation modes and accessories are available (Ceiling recessed / suspended / surface / wall mounting etc).
- Original secondary electrical isolation
- Constant current mode
- High efficiency and high PF value
- Protection function: overload, open circuit, short c
- Lightning protection surge 1000V
- Protection class IP40






Technical Specification	
Code	E123(6000k), E124(4000k), E125(3000k)
Input	
Size	1195 x 595 x 30mm
Input Voltage Range	200~240Vac; 50/60Hz (Refer to Module List)
L, N Input	Terminal Block
V+, V- Output	Terminal Block
Input Current (Full load)	0.3A
Power Factor(Typ)	PF>0.9
THD	<20% @200~240Vac, 70%~100% Load
Inrush Current(Max)	<40A @264Vac (Cold Start)
Leakage Current	<0.5mA @264Vac
Output	
Max Input Power	42W(±10%)
Max Output Power	40W(±5%)
Output Voltage Range	30V-42V
Output Current	1000mA
Line Regulation	±3%
Load Regulation	±3%
Output Current Accuracy	±5%
Start-up Delay Time	<0.5s @220Vac
Start-up current Overshoot	<1.2*Iout
Efficiency(Typ)	>87% @230V 100%LOAD
Protection	
Short-circuit Protection	(Hiccup mode , Auto recovery)
Overload Protection	Auto recovery
Over Temperature	current high temperature drop, OTP-Auto recovery
Environment	
Operating Temperature	-20°~+45°C
Temperature Coefficient	0.2%/°C (0-50°C)
Operating Humidity	20~90%RH
Storage temperature	-30~+80°C, 5~80%RH
Safety & EMC	
Safe standards	EN 61347-1; EN61347-2-13; EN60598-1; EN60598-2-6

EMC Compliance	EN55015, EN61547, EN 61000-3-2; EN61000-3-3
Withstand Voltage	Input-Output: 3.75KVac@60S;
Isolation Resistance	Input-Output: >10MΩ@500Vdc
Others	
MTBF	>385KHours, 80%Load MIL-HDBK-217F(25°C)
Life Time(Typ)	>36000 Hours, at 45°C
Weight & Size	138g, 140*45*29.5mm(L*W*H)
Notes	
Note: Unless otherwise specified, all parameters are measured at ambient temperature of 25°C and Vin200- 240Vac	

### Applications

Indoor use for kitchen, home, bathroom, offices, hospitals, schools, libraries, laboratories and so on.

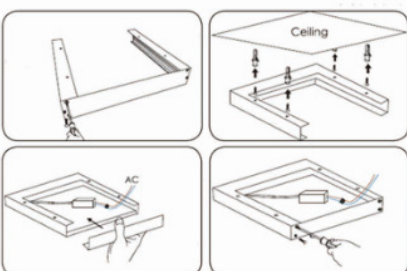
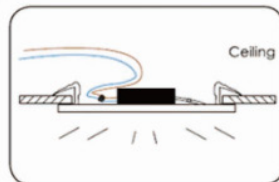
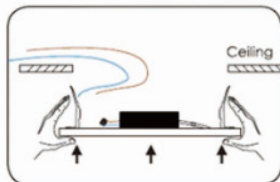
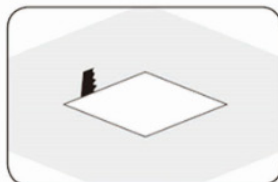
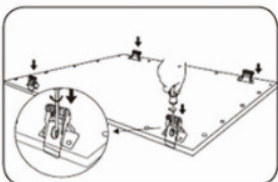


### Mounting Accessories

Y shaped suspending cable



straight suspending cable



surface mounting frame kit



### Comparison of Edgelit and Backlit Panels

ADVANTAGES	BACKLIT	EDGE LIT	REMARKS
STRUCTURE	Simple	Complicated	The simpler structure, the easier to match each part, the lower failure rate of fixture.
PROCESSING & TREATMENT OF BACK COVER	Integral stretched, shiny & glossy	Matt	Stoving varnished externally to prevent rust, and laminated internally with PET reflective film to enhance reflection effect.
LGP OR LENSES	Optic PMMA lenses	LGP made from PS, MS or PMMA	Either LGPs (PS/MS) will turn yellowish sooner or later, or LGPs (PMMA) are too expensive to afford for many customers. But buttonlike optic PMMA lenses on backlit panels are cheaper and won't turn yellowish as well.
PCB WIDTH & NUMBERS	10mm x 6pcs (or 8pcs)	3.6 or 4.5mm x 2pcs (or 4pcs)	Wider and more numbers of aluminum PCBs can transfer the SMD heat to the housing quickly.
HEAT SINK	The whole big back cover	The slim frame	The heat can be radiated quickly to the air so SMDs work under lower temp to maintain low light decay and long life.
PCB TEMPERATURE	Low (30~40°C)	High (50~60°C)	Don't neglect the 20°C difference, that's 40% lower! It enables SMDs to last more than 50% longer.
REPAIR OR REPLACEMENT	Easy	Hard	Each part can be repaired or replaced easily by untrained people. No worries of deformed or returned goods.
IP RATING	IP40	IP20 or IP40	EVA foam strips can prevent dirt, moisture and insects from entering the backlit panel.
COST	Cheap	Expensive	More than 20% cheaper based on same specifications, uniform light distribution and lifespan.

### Warning

- This product should be installed or maintained by trained electricians.
- Check integrality of the products when unpack the package and make sure there are no any damages, otherwise please call distributors for replacement.
- The distance between the light fixture and any flammable materials must be more than 20cm. The distance between the upper part of the installed light fixture and the ceiling must not be less than 2cm. The light fixture must not be installed into ceilings or walls that contain heat-insulating material.
- Please make sure to cut off power supply before installation, replacement or removal.
- Please read manual carefully and wire correctly.
- Do not remove the stickers on drivers or light fixtures.
- Never leave children unattended in the vicinity of the light fixtures and do not allow them to play with electrical devices.
- Never allow the fixture to come into contact with open flames or external heat sources, or UV rays.
- The products need special treatment of recycling after service time.

*The parameters above are subject to change without prior notice.*

